



PUK STRUT

STRUT Systems [G03-G26](#)

Accessories [G27-G31](#)



G

Numeric index

Fastenings

A

A 41 C-rail, not perforated, 41x41 mm [G05](#)
AKL 41 clamp [G12](#)
AM22 channel nut, A41/ KHA 41/ KHAL 41 [G31](#)
AMF22 channel spring nut, A41 [G31](#)
AMP 22 beam clamp incl. cone pointed bolt [G25](#)
AV 41 rail [G13](#)
AVA rail coupler branch-piece [G16](#)
AWA rail coupler angle [G18](#)
AVB 21 coupler, profile 21 [G16](#)
AVB 41 coupler, profile 41 [G16](#)
AVB 82 coupler, profile 82 [G17](#)
AVBD 41 coupler, 2x profile 41 [G20](#)
AVBL 21 angle for KHA 21 [G20](#)
AVBL 41 angle for KHA 41 [G21](#)
AVBL 82 angle for KHA 82 [G21](#)
AVBLA 41 angle for KHA 41 [G21](#)
AVE rail coupler corner [G14](#)
AVE-L rail connector, 90° left [G15](#)
AVE-R rail connector, 90° right [G15](#)
AVL rail coupler [G14](#)
AVL 60 rail connector 60° [G18](#)
AVLI-1 square washer [G19](#)
AVLK angle bracket 90° 6 holes [G12](#)
AVLW rail coupler bracket, rangular [G17](#)
AVLWB1-2 angle bracket 90° 4 holes [G11](#)
AVLWBF2-2 profile rail connector [G11](#)
AVLWBL1-2 angle bracket 90° 4 holes [G12](#)
AVRS beam clamp incl. cone pointed bolt [G24](#)
AVSK 21 beam clamps for KHA 21 [G22](#)
AVSK 41 beam clamps for KHA 41 [G22](#)
AVSK 82 beam clamps for KHA 41 [G22](#)
AVSKA beam clamps for KHA 41 [G23](#)
AVSKGB beam clamps for KHA 41 [G24](#)
AVSKH beam clamps for KHA 41 [G24](#)
AVSKP beam clamp [G25](#)
AVSKT beam clamps for KHA 41 [G25](#)
AVT rail coupler branch-piece [G13](#)

B

BGA 41 head plate, profile 41 [G09](#)
BGA 82 head plate, profile 82 [G10](#)
BGF 41 base holder, profile 41 [G10](#)
BGF 82 base holder, profile 82 [G10](#)
BL 5 corner angle [G12](#)
BLD adaptor diagonal [G11](#)

K

KHA 21 C-rail, perforated, 41x21 mm [G03](#)
KHA 41 C-rail, perforated, 41x41 mm [G04](#)
KHA 42 C-rail, perforated, 41x42 mm [G06](#)
KHA 82 C-rail, perforated, 41x82 mm [G06](#)
KHA 82-3 profile rail, perforated, 82x82 mm [G08](#)
KHA 82-4 profile rail, perforated, 82x82 mm [G08](#)
KHA 82-C profile rail, perforated, 41x82 mm [G07](#)
KHA 82-V profile rail, perforated, 41x82 mm [G07](#)
KHAD 22 cover, anchor-rail [G09](#)
KHAL 41 C-rail, perforated, 41x41 mm [G05](#)
KHAR 21 C-rail, perforated, 41x21 mm, serrated [G03](#)
KHAR 41 C-rail, perforated, 41x41 mm, serrated [G04](#)
KHAV 90 angel bracket 45° [G19](#)

M

MKD beam clamp – Mounting clamp made of steel [G26](#)

P

PSS channel socket [G27](#)

R

RUS 41 square washer [G30](#)
RUS 50 square washer [G31](#)

S

SAI 21 protection cap [G09](#)
SAI 41 protection cap [G09](#)
SD stud anchor [G27](#)
SEH hexagon wood screw [G28](#)
SEM hexagon-nut, DIN 934 [G29](#)
SES hexagon head bolt, DIN 933 [G28](#)
SESMS hexagon head bolt with tip [G29](#)

U

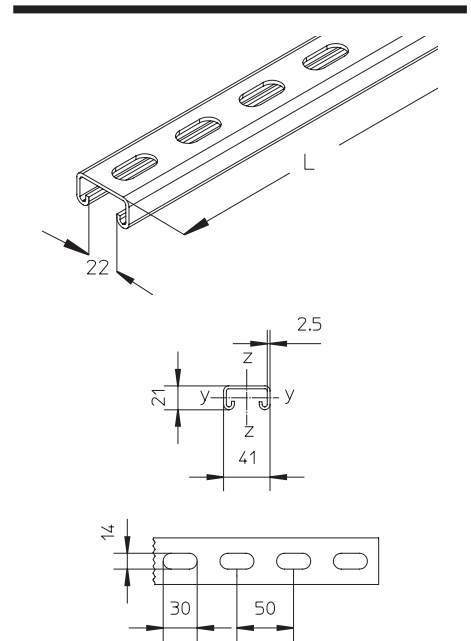
US 125 square washer, DIN 125 [G30](#)
US 9021 square washer, DIN 9021 [G30](#)

KHA 21 C-rail, perforated, 41x21 mm

article number	H mm	B mm	L mm	t mm	G kg
F					
KHA 21-60F	21	41	6000	2,5	10,64
E4					
KHA 21-60E4	21	41	6000	2,5	9,94

accessories optional:

AM22	channel nut, A41/ KHA 41/ KHAL 41	(page G31)
RUS 41	stabilization plate, KHA profiles	(page G30)
SA 1	protection end cap	(page F54)
SAI 21	protection end cap	(page G09)
AVB 21	connector, profile 21	(page G16)
AVBL 21	Z-mounting bracket	(page G20)
AVSK 21	clamp plate	(page G22)



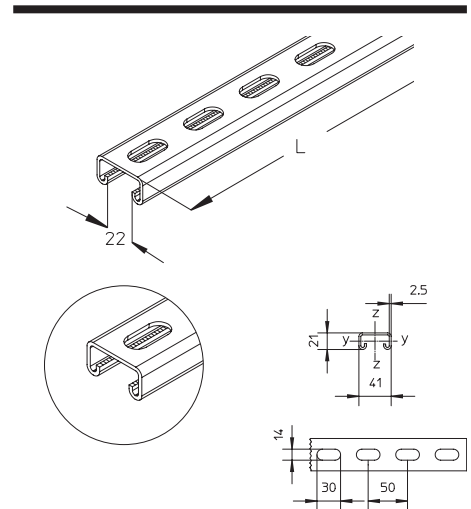
KHAR 21 profile rail, 41x21 mm, perforated, serrated

c-rail, as profile 41x21x2.5 mm, continuously perforated, slot size 22 mm serrated.

article number	H mm	B mm	L mm	t mm	G kg
E4					
KHAR 21-6000-316	21	42	6000	2.5	9.95

accessories optional:

AM22	channel nut, A 41, KHA 41, KHAL 41	(page G31)
RUS 41	washer U-shaped, A/KHA 21/41/42/82	(page G30)
SA 1	protection end cap	(page F54)
SAI 21	protection end cap	(page G09)



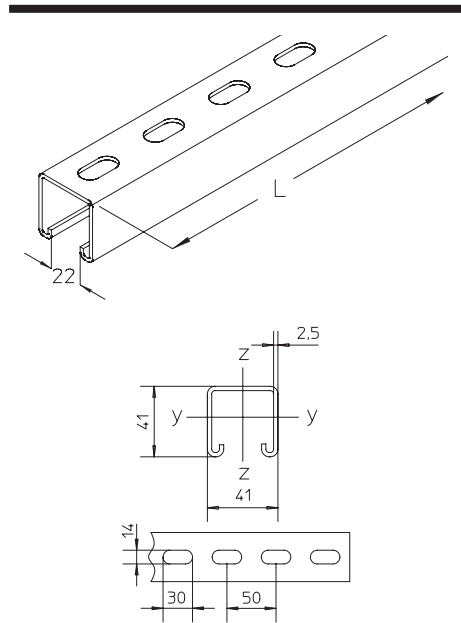
KHA 41 C-rail, perforated, 41x41 mm

This article is also available made in stainless steel finish, material No. 1.4571 / 1.4404 (V4A).
 For an application example, see the chapter assembly.
 For assembly instructions, see the chapter assembly.

article number	H mm	B mm	L mm	t mm	G kg
F					
KHA 41-6000-HDG	41	41	6000	2.5	15.60
E					
KHA 41-6000-304	41	41	6000	2.5	15.10
E4					
KHAR 41-6000-316	41	41	6000	2.5	15.28
PG					
KHAR 41-6000-PG	41	41	6000	2.5	15.00

accessories optional:

AM22	channel nut, A41/ KHA 41/ KHAL 41	(page G31)
AMF22	channel spring nut, A41	(page G31)
RUS 41	stabilization plate, KHA profiles	(page G30)
SKS A	beam clamp set	(page H04)
SA 2	protection end cap	(page F55)
SAI 41	protection end cap	(page G09)



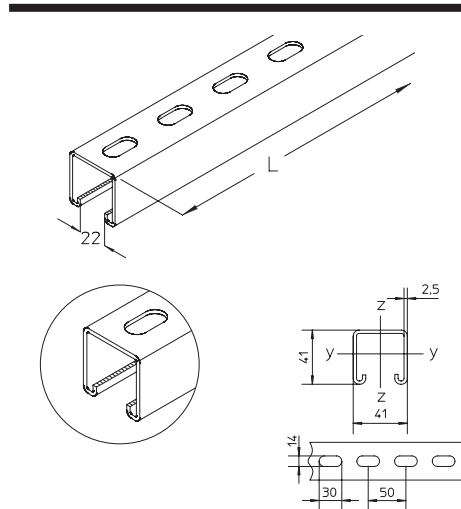
KHAR 41 profile rail, 41x21 mm, perforated, serrated

C-rail, as profile 41x41x2.5 mm, continuously perforated, slot size 22 mm serrated.

article number	H mm	B mm	L mm	t mm	G kg
E4					
KHAR 41-6000-316	41	41	6000	2.5	15.28

accessories optional:

AM22	channel nut, A 41, KHA 41, KHAL 41	(page G31)
AMF22	channel spring nut, A41, KHA 41, KHAL 41	(page G31)
RUS 41	washer U-shaped, A/KHA 21/41/42/82	(page G30)
SA 2	protection end cap	(page F55)
SAI 41	protection end cap	(page G09)



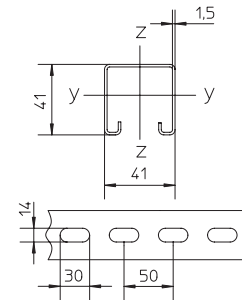
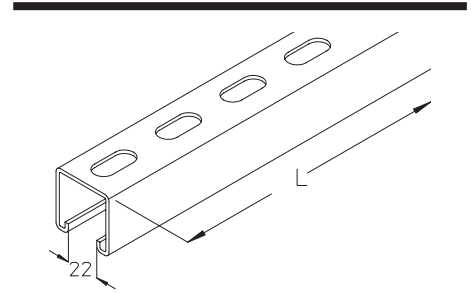
KHAL 41 C-rail, perforated, 41x41 mm

For an application example, see the chapter assembly.

article number	H mm	B mm	L mm	t mm	G kg
S					
KHAL 41-60S	41	41	6000	1,5	9,40
F					
KHAL 41-60F	41	41	6000	1,5	10,00
PG					
KHAL 41-60PG	41	41	6000	1,5	9,36

accessories optional:

AM22	channel nut, A41/ KHA 41/ KHAL 41	(page G31)
SA 2	protection end cap	(page F55)
AMF22	channel spring nut, A41	(page G31)



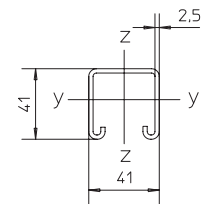
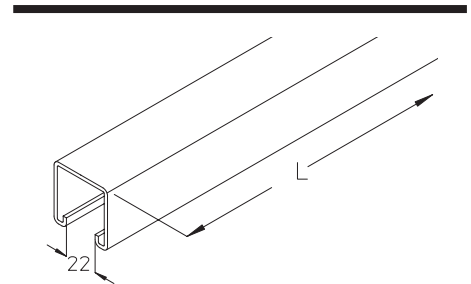
A 41 profile rail 41x41 mm, not perforated

profile rail 41x41x2,50 mm, without perforation, slot size 22 mm

article number	H mm	B mm	L mm	t mm	G kg
F					
A 41-6000-HDG	41	41	6000	2,5	16,63

accessories optional:

AM22	channel nut, A 41, KHA 41, KHAL 41	(page G31)
SA 2	protection end cap	(page F55)
AMF22	channel spring nut, A41, KHA 41, KHAL 41	(page G31)



PUK STRUT

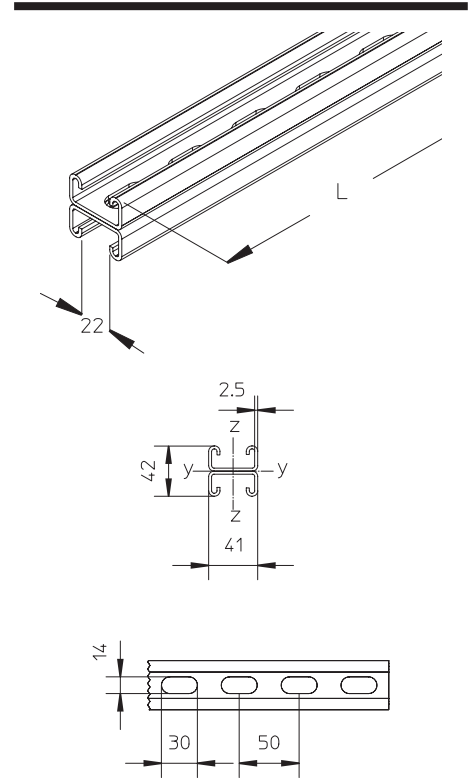
KHA 42 C-rail, perforated, 41x42 mm

This article is also available made in stainless steel finish, material No. 1.4571 / 1.4404 (V4A).

article number	H mm	B mm	L mm	t mm	G kg
F					
KHA 42-60F	42	41	6000	2,5	20,70

accessories optional:

AM22 channel nut, A41/ KHA 41/ KHAL 41 (page G31)
RUS 41 stabilization plate, KHA profiles (page G30)



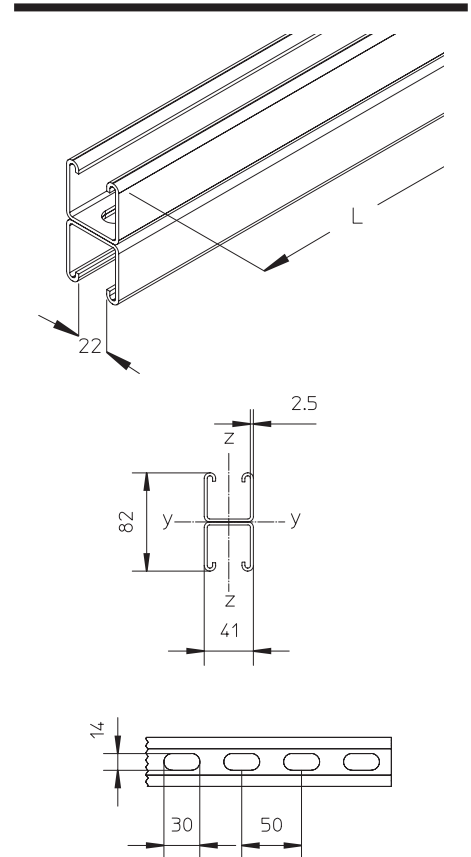
KHA 82 C-rail, perforated, 41x82 mm

This article is also available made in stainless steel finish, material No. 1.4571 / 1.4404 (V4A).

article number	H mm	B mm	L mm	t mm	G kg
F					
KHA 82-6000-HDG	82	41	6000	2,5	31,36
E					
KHA 82-6000-304	82	41	6000	2,5	29,74
E4					
KHA 82-6000-316	82	41	6000	2,5	30,10

accessories optional:

AM22 channel nut, A41/ KHA 41/ KHAL 41 (page G31)
AMF22 channel spring nut, A41 (page G31)
RUS 41 stabilization plate, KHA profiles (page G30)



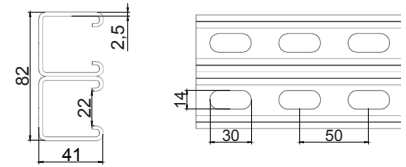
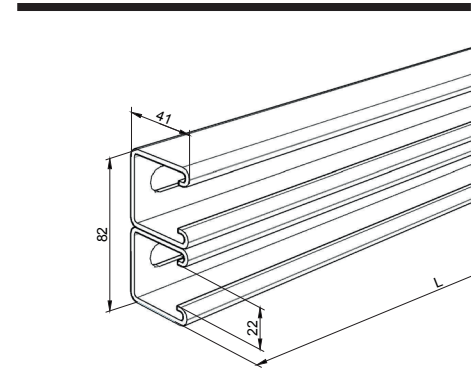
KHA 82-V profile rail 41x82 mm, perforated

Profile rail 41x82x2.50 mm, with continuous perforation 14x30, welded vertical, slot size 22 mm.

article number	H mm	B mm	L mm	t mm	G kg
F					
KHA 82-6000-HDG	82	41	6000	2.50	33.70

accessories optional:

AM22	channel nut, A 41, KHA 41, KHAL 41	(page G31)
BGF 82	base fitting	(page G10)
AVB 82	jointing bracket Omega	(page G17)
AVBL 82	Z-mounting bracket	(page G21)
AVSK 82	clamp plate	(page G22)
AMF22	channel spring nut, A41, KHA 41, KHAL 41	(page G31)
RUS 41	washer U-shaped, A/KHA 21/41/42/82	(page G30)



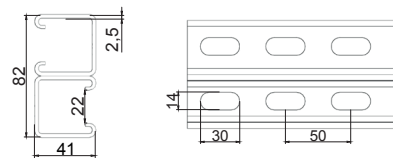
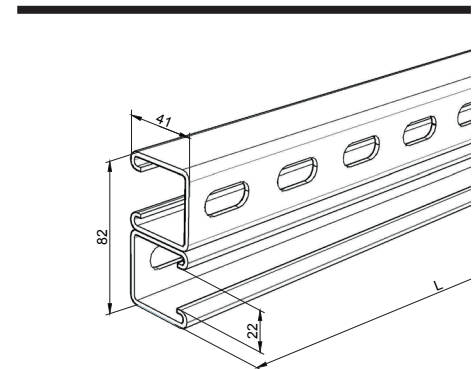
KHA 82-C profile rail 41x82 mm, perforated

Profile rail 41x82x2.50 mm, with continuous perforation 14x30, welded crossed, slot size 22 mm.

article number	H mm	B mm	L mm	t mm	G kg
F					
KHA 82-6000-HDG	82	41	6000	2.50	33.70

accessories optional:

AM22	channel nut, A 41, KHA 41, KHAL 41	(page G31)
BGF 82	base fitting	(page G10)
AVB 82	jointing bracket Omega	(page G17)
AVBL 82	Z-mounting bracket	(page G21)
AVSK 82	clamp plate	(page G22)
AMF22	channel spring nut, A41, KHA 41, KHAL 41	(page G31)
RUS 41	washer U-shaped, A/KHA 21/41/42/82	(page G30)



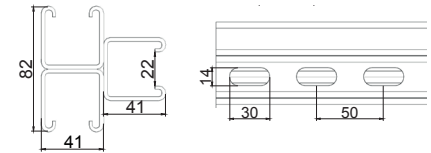
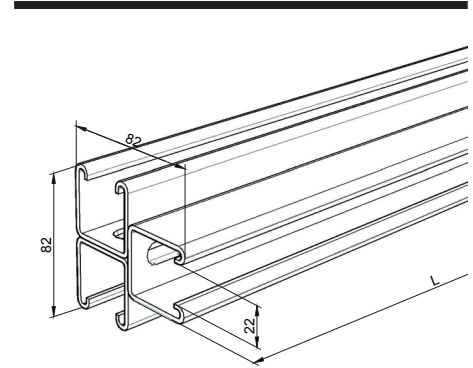
KHA 82-3 profile rail 82x82 mm, perforated

Profile rail 82x82x2.50 mm, with continuous perforation 14x30, welded back to back and vertical, slot size 22 mm.

article number	H mm	B mm	L mm	t mm	G kg
F					
KHA 82-6000-HDG	82	82	6000	2.50	50.55

accessories optional:

AM22	channel nut, A 41, KHA 41, KHAL 41	(page G31)
BGF 82	base fitting	(page G10)
AVB 82	jointing bracket Omega	(page G17)
AVBL 82	Z-mounting bracket	(page G21)
AVSK 82	clamp plate	(page G22)
AMF22	channel spring nut, A41, KHA 41, KHAL 41	(page G31)
RUS 41		(page G30)



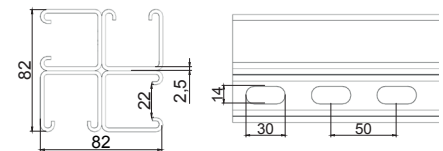
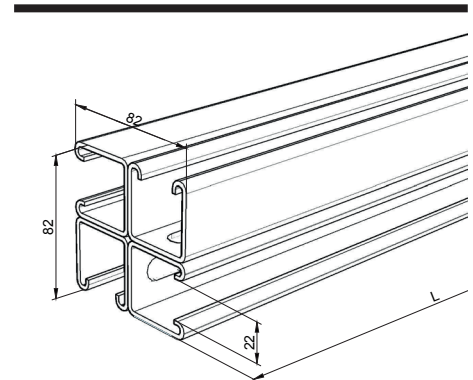
KHA 82-4 profile rail 82x82 mm, perforated

Profile rail 82x82x2.50 mm, with continuous perforation 14x30, welded crossed, slot size 22 mm.

article number	H mm	B mm	L mm	t mm	G kg
F					
KHA 82-6000-HDG	82	82	6000	2.50	67.45

accessories optional:

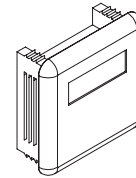
AM22	channel nut, A 41, KHA 41, KHAL 41	(page G31)
BGF 82	base fitting	(page G10)
AVB 82	jointing bracket Omega	(page G17)
AVBL 82	Z-mounting bracket	(page G21)
AVSK 82	clamp plate	(page G22)
AMF22	channel spring nut, A41, KHA 41, KHAL 41	(page G31)
RUS 41		(page G30)



PUK STRUT

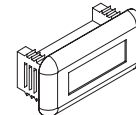
SAI 41 protection end cap

article number	colour	G kg
PE		
SAI 41-S	black	0,01
SAI 41-W	white	0,01
SAI 41-Y	yellow	0,01



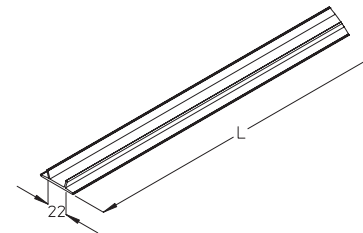
SAI 21 protection end cap

article number	colour	G kg
PE		
SAI 21-S	black	0,01
SAI 21-W	white	0,01
SAI 21-Y	yellow	0,01



KHAD 22 cover, anchor-rail

article number	L mm	colour	G kg
PE			
KHAD 22-black-PE	3000	black	0.23
KHAD 22-white-PE	3000	white	0.23
KHAD 22-M	3000	black	0.23



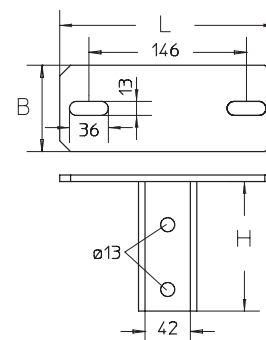
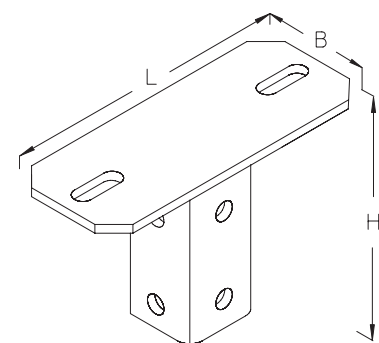
BGA 41 Mounting/ floor/ ceiling plate

assembly plate for fixing bracket support profile KHA 41

article number	H mm	B mm	L mm	G kg
F				
BGA 41-HDG	120	80	200	1.47
E4				
BGA 41-316	120	80	200	1.51

accessories optional:

SD	expansion anchor	(page G27)
SKLC M	beam clamp set	(page H06)
SES	hexagon head bolt, DIN 933	(page G28)
AMF22	channel spring nut, A41	(page G31)
AM22	channel nut, A41/ KHA 41/ KHAL 41	(page G31)



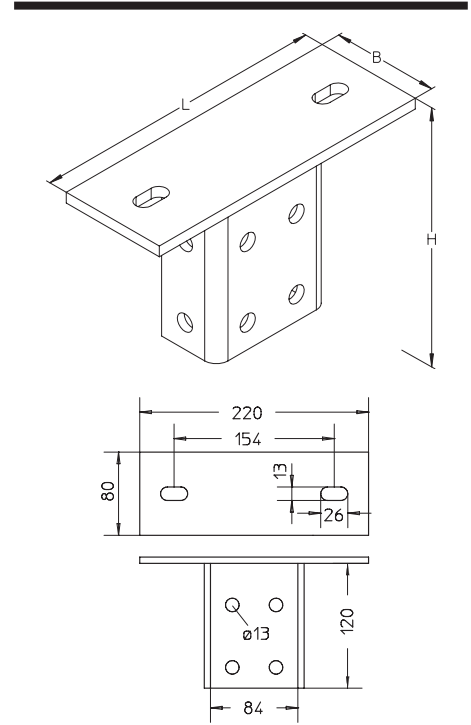
BGA 82 Mounting/ floor/ ceiling plate

Assembly plate for fixing bracket support profile KHA 82.

article number	H mm	B mm	L mm	G kg
F				
BGA 82-HDG	120	80	220	2.15
E4				
BGA 82-316	120	80	220	2.01

accessories optional:

SD	expansion anchor	(page G27)
SKLC M	beam clamp set	(page H06)
SES	hexagon head bolt, DIN 933	(page G28)
AMF22	channel spring nut, A41	(page G31)
AM22	channel nut, A41/ KHA 41/ KHAL 41	(page G31)

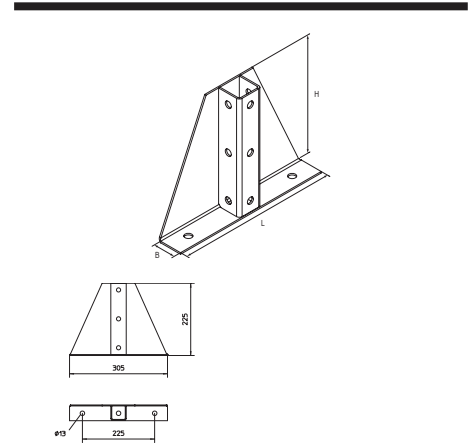


BGF 41 base fitting

article number	H mm	B mm	L mm	G kg
F				
BGF 41-HDG	225	49	05	2.21
E4				
BGF 41-316	120	80	220	2.01

accessories optional:

KHA 41	profile rail 41x41 mm, perforated	(page G04)
---------------	-----------------------------------	------------

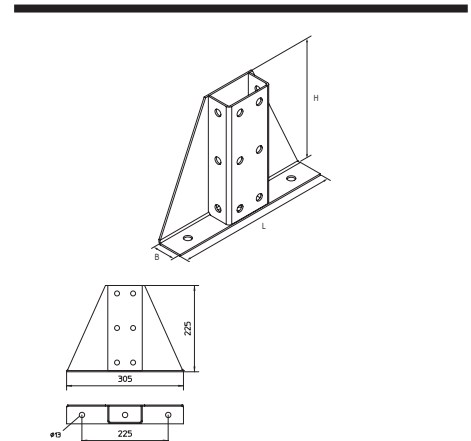


BGF 82 base fitting

article number	H mm	B mm	L mm	G kg
F				
BGF 82-HDG	225	49	305	2.44
E4				
BGF 82-316	225	49	305	2.44

accessories optional:

KHA 82	profile rail 41x82 mm, perforated	(page G06)
---------------	-----------------------------------	------------



PUK STRUT

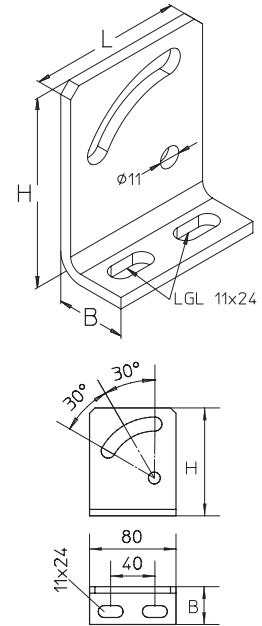
BLD adaptor diagonal

For an application example, see the chapter assembly.

article number	H mm	B mm	L mm	G kg
F				
BLD F	100	37	80	0,50
E4				
BLD-316	100	37	80	0.41

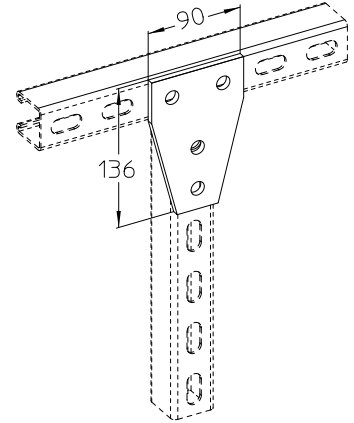
accessories optional:

SD	expansion anchor	(page G27)
SES	hexagon head bolt, DIN 933	(page G28)
AM22	channel nut, A41/ KHA 41/ KHAL 41	(page G31)
AMF22	channel spring nut, A41	(page G31)
HS18	tee-head bolt, A7/ A8/ A9	(page H45)
AMF18	channel spring nut, A7/ A8	(page G31)



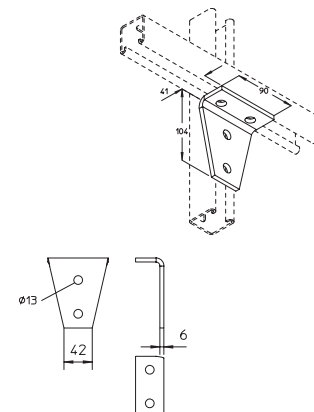
AVLWBF2-2 profile rail connector

article number	H mm	B mm	G kg
F			
AVLWBF2-2-HDG	137	89	0.45
E4			
AVLWBF2-2-316	137	89	0.45



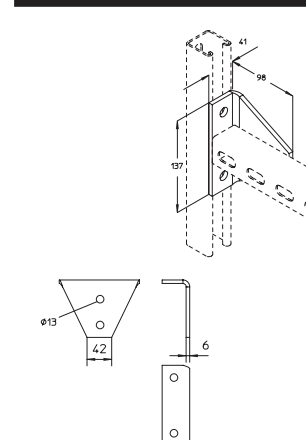
AVLWB1-2 angle bracket 90° 4 holes

article number	H mm	B mm	L mm	G kg
F				
AVLWB1-2-HDG	104	41	90	0.45
E4				
AVLWB1-2-316	104	41	90	0.45



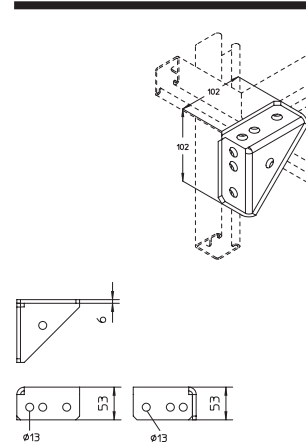
AVLWBL1-2 angle bracket 90° 4 holes

article number	H mm	B mm	L mm	G kg
F				
AVLWBL1-2-HDG	98	41	137	0.65
E4				
AVLWBL1-2-316	98	41	137	0.65



AVLK angle bracket 90° 6 holes

article number	H mm	B mm	L mm	t mm	G kg
F					
AVLK-HDG	102	53	102	6.00	0.56
E4					
AVLK-316	102	53	102	6.00	0.56



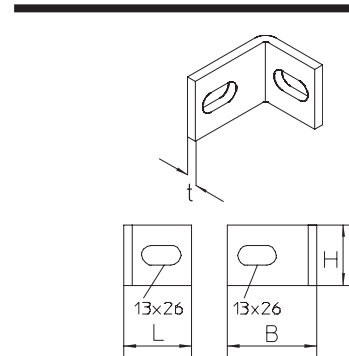
BL 5 corner angle

Wall angle for fastening bracket supports KHU 40/57/60 and KHA to walls.
This article is available made in material No. 1.4571/1.4404 (V4A) stainless steel finish.

article number	H mm	B mm	L mm	t mm	G kg
F					
BL 5F	40	45	60	6.00	0,20
E4					
BL 5-316	40	45	60	6.00	0.14

accessories optional:

SD	expansion anchor	(page G27)
SES	hexagon head bolt, DIN 933	(page G28)
AM22	channel nut, A41/ KHA 41/ KHAL 41	(page G31)
AMF22	channel spring nut, A41	(page G31)
HS18	tee-head bolt, A7/ A8/ A9	(page H45)
AMF18	channel spring nut, A7/ A8	(page G31)
AM18	channel nut, A7/ A8	(page H44)



PUK STRUT

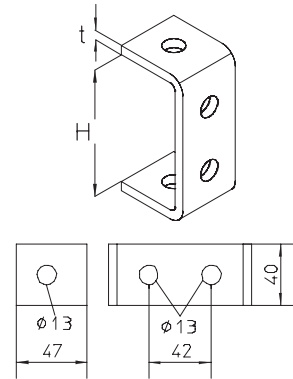
AKL rail clamp

For an application example, see the chapter assembly.

article number	H mm	t mm	G kg
F			
AKL 41F	84	6.00	0,30
E4			
AKL 41-316	84	6.00	0.32

accessories optional:

SES	hexagon head bolt, DIN 933	(page G28)
AM22	channel nut, A41/ KHA 41/ KHAL 41	(page G31)
AMF22	channel spring nut, A41	(page G31)
KHA 41	profile rail 41x41 mm, perforated	(page G04)



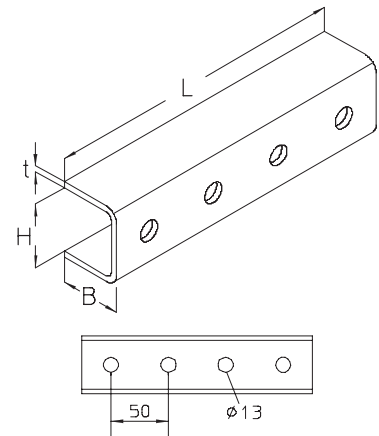
AV connector, A/KHA 21/41/42/82

For an application example, see the chapter assembly.

article number	H mm	B mm	L mm	t mm	G kg
F					
AV 41F	42	40	200	4.00	0,70
E4					
AV 41-316	42	40	200	6.00	0.72

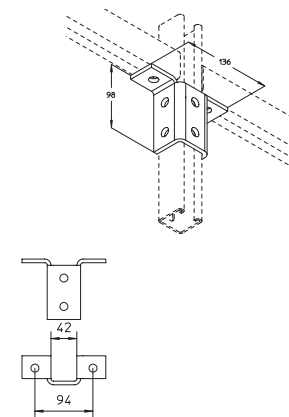
accessories optional:

AMF22	channel spring nut, A41	(page G31)
AM22	channel nut, A41/ KHA 41/ KHAL 41	(page G31)
US 125	square washer, DIN 125	(page G30)
IK	hexagon socket head screw, DIN 912	(page H36)
SEM	hexagon-nut, DIN 934	(page G29)



AVT beam clamp

article number	G kg
F	
AVT-HDG	0,71
E4	
AVT-316	0,66



PUK STRUT

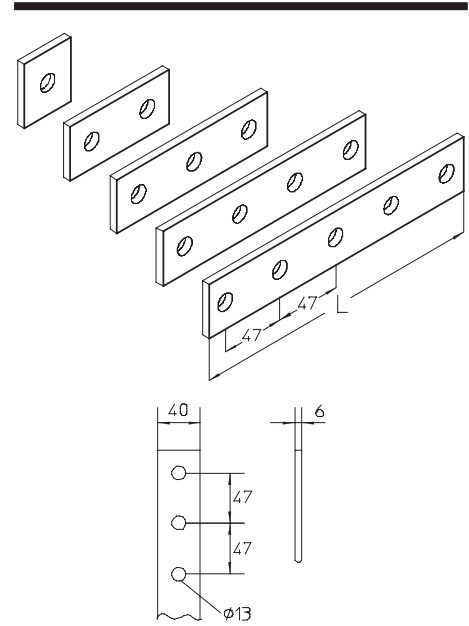
AVL rail connector

For an application example, see the chapter assembly.

article number	B mm	L mm	t mm	G kg
F				
AVL-1F	40	42	6.00	0,07
AVL-2F	40	89	6.00	0,16
AVL-3F	40	136	6.00	0,24
AVL-4F	40	183	6.00	0,32
AVL-5F	40	230	6.00	0,40
E4				
AVL-1-316	40	42	6.00	0,07
AVL-2-316	40	89	6.00	0,16
AVL-3-316	40	136	6.00	0,24
AVL-4-316	40	183	6.00	0,33
AVL-5-316	40	230	6.00	0,40

accessories optional:

SES	hexagon head bolt, DIN 933	(page G28)
AM22	channel nut, A41/ KHA 41/ KHAL 41	(page G31)
AMF22	channel spring nut, A41	(page G31)



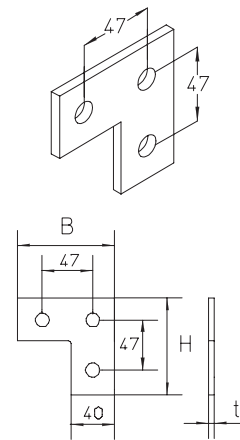
AVE corner connector 90°

For an application example, see the chapter assembly.

article number	B mm	L mm	t mm	G kg
F				
AVE F	90	90	6.00	0,27
E4				
AVE-316	90	90	6.00	0,26

accessories optional:

SES	hexagon head bolt, DIN 933	(page G28)
AM22	channel nut, A41/ KHA 41/ KHAL 41	(page G31)
AMF22	channel spring nut, A41	(page G31)



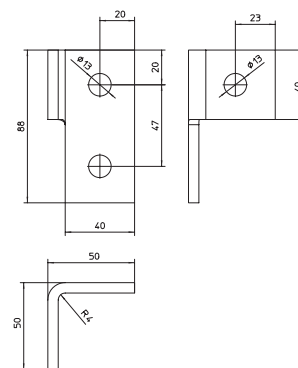
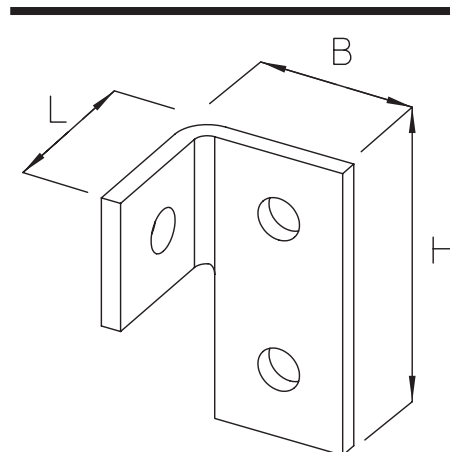
PUK STRUT

AVE-L rail connector, 90° left

article number	H mm	B mm	L kg	t mm	G kg
F					
AVE-L-HDG	88	50	50	6.00	0.26
E4					
AVE-L-316	88	50	50	6.00	0.26

accessories optional:

SES	hexagon head bolt, DIN 933	(page G28)
AM22	channel nut, A 41, KHA 41, KHAL 41	(page G31)
AMF22	channel spring nut, A41, KHA 41, KHAL 41	(page G31)

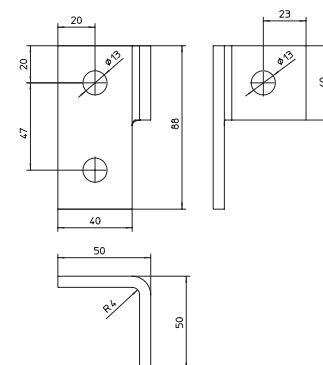
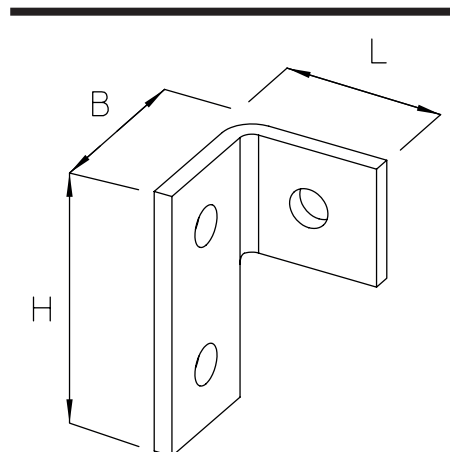


AVE-R rail connector, 90° right

article number	H mm	B mm	L kg	t mm	G kg
F					
AVE-R-HDG	88	50	50	6.00	0.26
E4					
AVE-R-316	88	50	50	6.00	0.26

accessories optional:

SES	hexagon head bolt, DIN 933	(page G28)
AM22	channel nut, A 41, KHA 41, KHAL 41	(page G31)
AMF22	channel spring nut, A41, KHA 41, KHAL 41	(page G31)



PUK STRUT

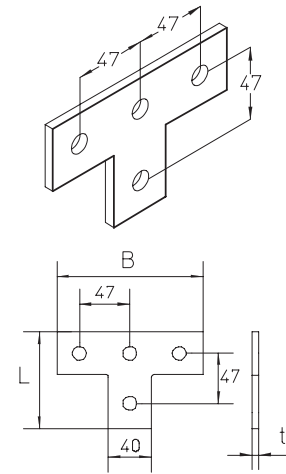
AVA corner connector T-piece

For an application example, see the chapter assembly.

article number	B mm	L mm	t mm	G kg
F				
AVA F	136	90	6.00	0,36
E4				
AVA-316	136	90	6.00	0.36

accessories optional:

SES	hexagon head bolt, DIN 933	(page G28)
AM22	channel nut, A41/ KHA 41/ KHAL 41	(page G31)
AMF22	channel spring nut, A41	(page G31)

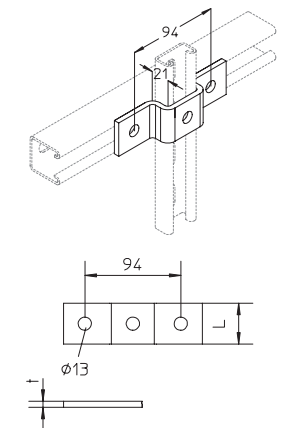


AVB 21 connector, profile 21

article number	B mm	L mm	t mm	G kg
F				
AVB 21-HDG	134	40	6.00	0.29
E4				
AVB 21-316	134	40	6.00	0.29

accessories optional:

KHA 21	profile rail 41x21 mm, perforated	(page G03)
---------------	-----------------------------------	------------

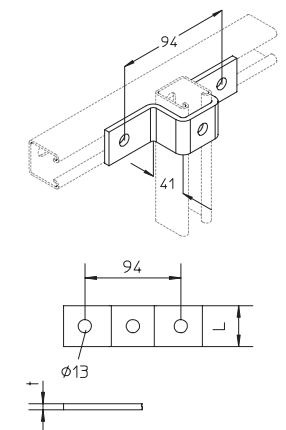


AVB 41 jointing bracket Omega

article number	B mm	t mm	G kg
F			
AVB 41-HDG	134	6.00	0.44
E4			
AVB 41-316	134	6.00	0.44

accessories optional:

KHA 41	profile rail 41x41 mm, perforated	(page G04)
---------------	-----------------------------------	------------

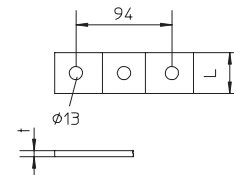
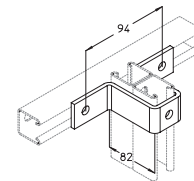


AVB 82 jointing bracket Omega

article number	B mm	L mm	t mm	G kg
F				
AVB 82-HDG	134	40	6.00	0.48
E4				
AVB 82-316	134	40	6.00	0.48

accessories optional:

KHA 82 profile rail 41x82 mm, perforated (page G06)



AVLW corner connector 90°

For an application example, see the chapter assembly.

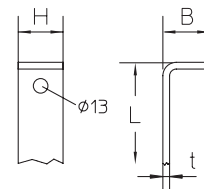
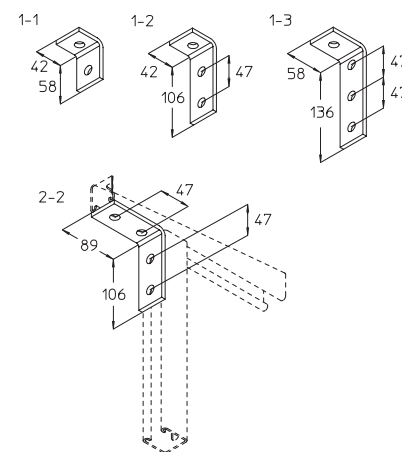
article number	H mm	B mm	L mm	t mm	G kg
F					
AVLW 1-1F	40	42	58	6.00	0,17
AVLW 1-2F	40	42	106	6.00	0,26
AVLW 1-3F	40	58	136	6.00	0,36
AVLW 2-2F	40	89	106	6.00	0,44
E4					
AVLW 1-1-316	40	42	58	6.00	0.17
AVLW 1-2-316	40	42	106	6.00	0.26
AVLW 1-3-316	40	58	136	6.00	0.36
AVLW 2-2-316	40	89	106	6.00	0.44

accessories optional:

SES hexagon head bolt, DIN 933 (page G28)

AM22 channel nut, A41/ KHA 41/ KHAL 41 (page G31)

AMF22 channel spring nut, A41 (page G31)



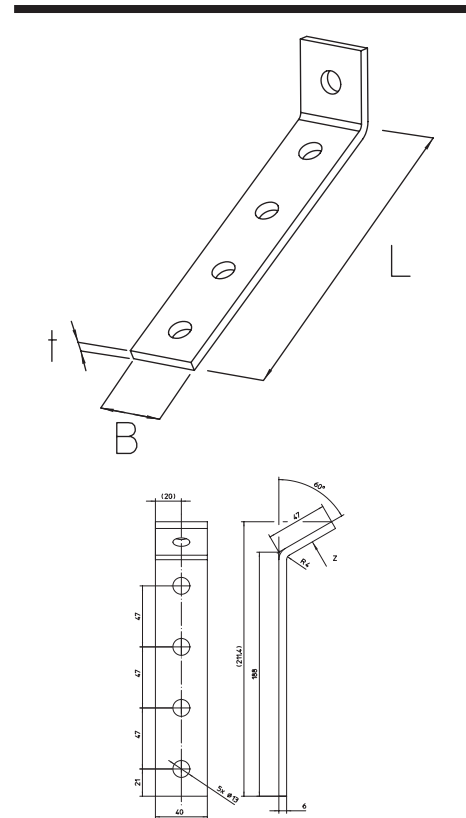
PUK STRUT

AVL 60 rail connector 60°

article number	B mm	L mm	t mm	G kg
F				
AVL-5-60-HDG	40	211.40	6.00	0.43
E4				
AVL-5-60-316	40	211.40	6.00	0.43

accessories optional:

SES	hexagon head bolt, DIN 933	(page G28)
AM22	channel nut, A 41, KHA 41, KHAL 41	(page G31)
AMF22	channel spring nut, A41, KHA 41, KHAL 41	(page G31)



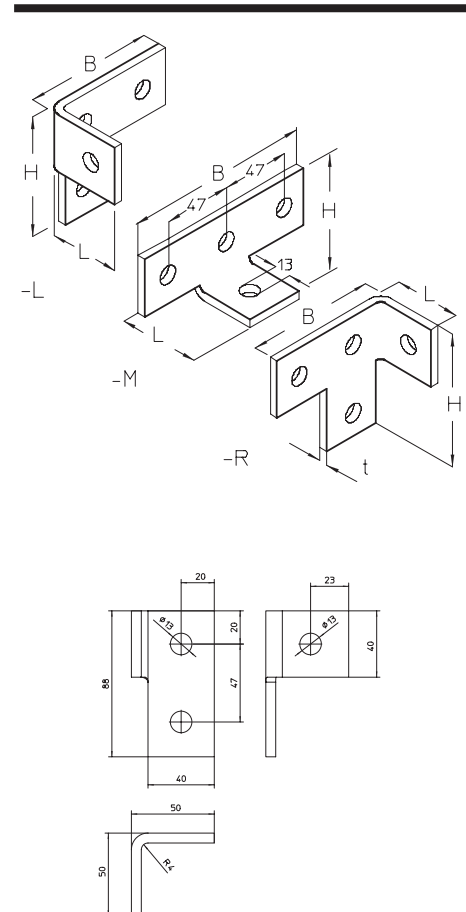
AVAW corner connector left / center / right

For an application example, see the chapter assembly.

article number	H mm	B mm	L mm	t mm	G kg
F					
AVAW-L F	90	98	48	6.00	0,36
AVAW-M F	51	136	52	6.00	0,36
AVAW-R F	90	98	48	6.00	0,36
E4					
AVAW-L-316	90	98	48	6.00	0.36
AVAW-R-316	90	98	48	6.00	0.36

accessories optional:

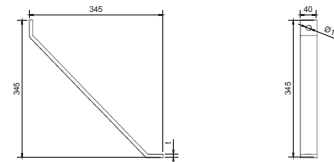
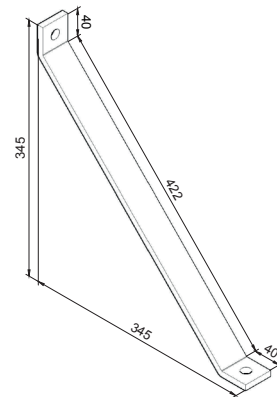
SES	hexagon head bolt, DIN 933	(page G28)
AM22	channel nut, A41/ KHA 41/ KHAL 41	(page G31)
AMF22	channel spring nut, A41	(page G31)



PUK STRUT

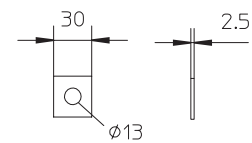
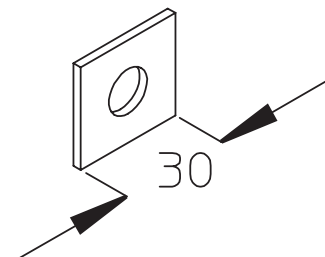
KHAV 90 angle bracket 45°

article number	H mm	L mm	B mm	t mm	G kg
F					
KHAV 90-HDG	345	422	40	8	1.30



AVLI-1 square washer

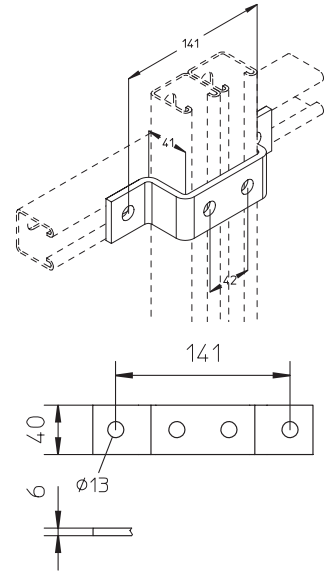
article number	G kg
F	
AVLI-1-HDG	0.02
E4	
AVLI-1-316	0.02



AVBD 41 jointing bracket Omega

article number	G
	kg
F	
AVBD 41-HDG	0.47

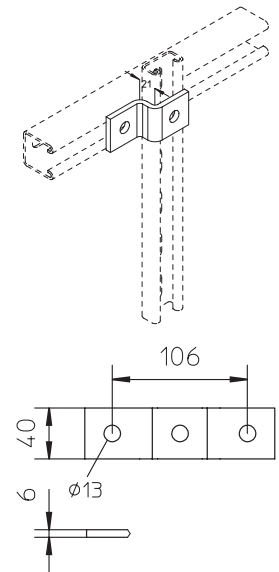
accessories optional:
KHA 41 profile rail 41x41 mm, perforated (page G04)



AVBL 21 Z-mounting bracket

article number	G
	kg
F	
AVBL 21-HDG	0.19
E4	
AVBL 21-316	0.19

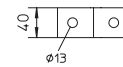
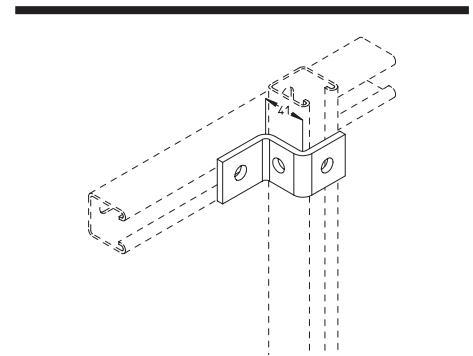
accessories optional:
KHA 21 profile rail 41x21 mm, perforated (page G03)



AVBL 41 Z-mounting bracket

article number	G	kg
F		
AVBL 41-HDG		0.22
E4		
AVBL 41-316		0.22

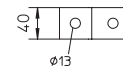
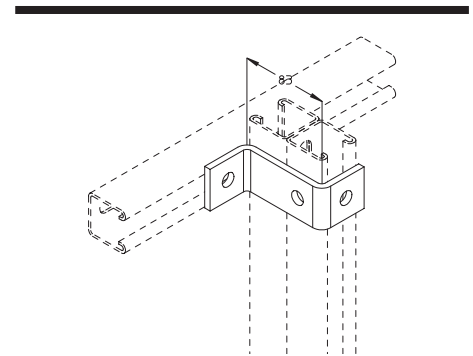
accessories optional:
KHA 41 profile rail 41x41 mm, perforated (page G04)



AVBL 82 Z-mounting bracket

article number	G	kg
F		
AVBL 82-HDG		0.31
E4		
AVBL 82-316		0.31

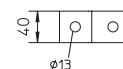
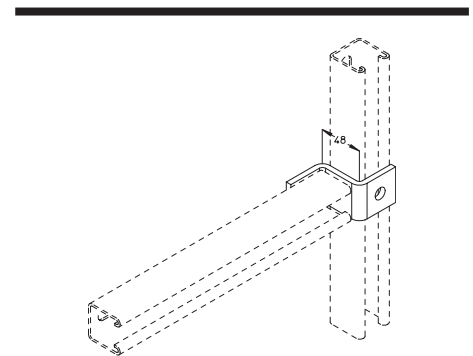
accessories optional:
KHA 82 profile rail 41x82 mm, perforated (page G21)



AVBLA 41 Z-mounting bracket

article number	G	kg
F		
AVBLA 41-HDG		0.24

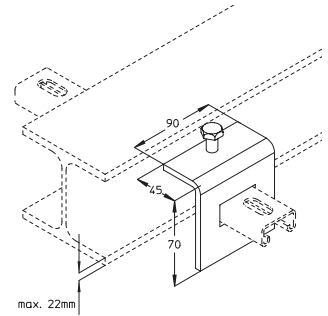
accessories optional:
KHA 41 profile rail 41x41 mm, perforated (page G04)



PUK STRUT

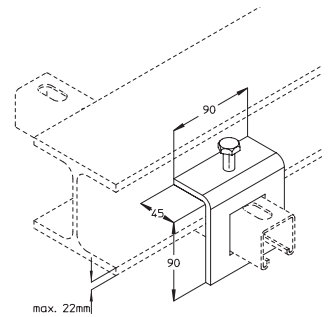
AVSK 21 clamp plate

article number		G
		kg
F		
AVSK 21-HDG		0.46
accessories included:		
1x SESMS 10X40-HDG	hexagon head bolt with tip	(page H41)
E4		
AVSK 21-316		0.44
accessories included:		
1x SESMS 10X40-316	hexagon head bolt with tip	(page H41)
accessories optional:		
SESMS	hexagon head bolt with tip	(page H41)



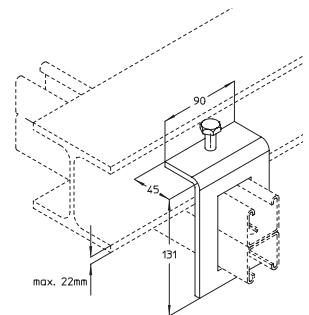
AVSK 41 clamp plate

article number		G
		kg
F		
AVSK 41-HDG		0.46
accessories included:		
1x SESMS 10X40-HDG	hexagon head bolt with tip	(page H41)
E4		
AVSK 41-316		0.46
accessories included:		
1x SESMS 10X40-316	hexagon head bolt with tip	(page H41)
accessories optional:		
SESMS	hexagon head bolt with tip	(page H41)
KHA 41	profile rail 41x41 mm, perforated	(page G04)



AVSK 82 clamp plate

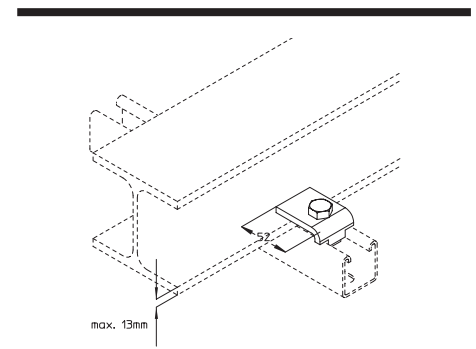
article number		G
		kg
F		
AVSK 82-HDG		0.61
accessories included:		
1x SESMS 10X40-HDG	hexagon head bolt with tip	(page H41)
E4		
AVSK 82-316		0.61
accessories included:		
1x SESMS 10X40-316	hexagon head bolt with tip	(page H41)
accessories optional:		
SESMS	hexagon head bolt with tip	(page H41)
KHA 82	profile rail 41x82 mm, perforated	(page G06)



PUK STRUT

AVSKA beam clamp

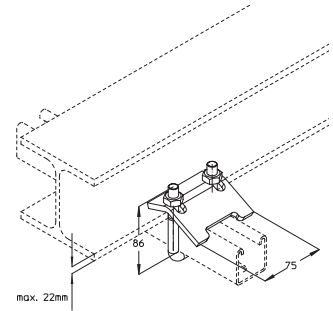
article number		G
		kg
F		
AVSKA-HDG		0.12
accessories included:		
1x SES 12X40-HDG	hexagon head bolt, DIN 933	(page G28)
1x AM22 M12-HDG	channel nut, A 41, KHA 41, KHAL 41	(page G31)
E4		
AVSKA-316		0.12
accessories included:		
1x SES 12X40-316	hexagon head bolt, DIN 933	(page G28)
1x AM22 M12-HDG	channel nut, A 41, KHA 41, KHAL 41	(page G31)
accessories optional:		
KHA 41	profile rail 41x41 mm, perforated	(page G04)



PUK STRUT

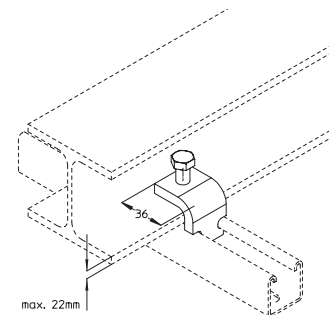
AVSKGB beam clamp

article number	G	kg
F		
AVSKGB 41-HDG	0.36	
AVSKGB 82-HDG	0.58	
accessories included:		
2x SEM 10-HDG	hexagon-nut, DIN 934	(page G29)
E4		
AVSKGB 41-316	0.36	
AVSKGB 82-316	0.58	
accessories included:		
2x SEM 10-316	hexagon-nut, DIN 934	(page G29)



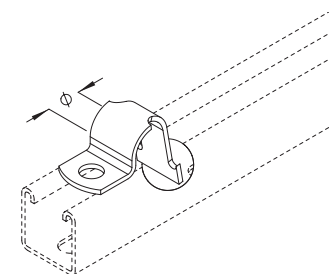
AVSKH beam clamp

article number	G	kg
F		
AVSKH-HDG	0.35	
accessories included:		
1x SES 12X40-HDG	hexagon head bolt, DIN 933	(page G28)
E4		
AVSKH-316	0.35	
accessories included:		
1x SES 12X40-316	hexagon head bolt, DIN 933	(page G28)
accessories optional:		
KHA 41	profile rail 41x41 mm, perforated	(page G04)



AVRS tube clamp

article number	G	kg
F		
AVRS 30-HDG	0.07	
AVRS 60-HDG	0.14	
E4		
AVRS 30-316	0.07	
AVRS 60-316	0.14	



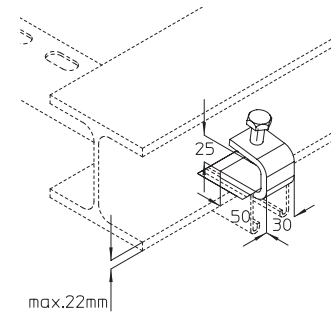
PUK STRUT

AVSKT beam clamp incl. cone pointed bolt

article number	G
	kg
F	
AVSKT-HDG	0.13
E4	
AVSKT-316	0.13

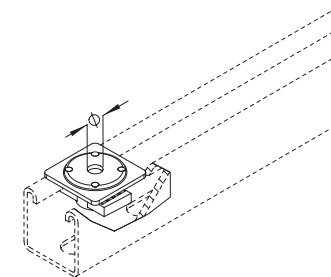
accessories included:
 1x **SESMS** hexagon head bolt with tip (page G29)

accessories optional:
KHA 41 profile rail 41x41 mm, perforated (page G04)



AMP 22 beam clamp incl. cone pointed bolt

article number	G
	kg
PG	
AMP 22-M6-PG	0.06
AMP 22-M8-PG	0.06
AMP 22-M10-PG	0.06
AMP 22-M12-PG	0.06

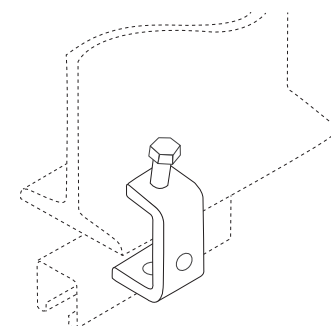


AVSKP beam clamp

article number	K	P _{max}	G
	mm	kN	kg
F			
AVSKP-HDG	22	2.30	0.14
E4			
AVSKP-316	22	2.30	0.14

accessories included:
 1x **SESMS** hexagon head bolt with tip (page G29)

accessories optional:
KHA 41 profile rail 41x41 mm, perforated (page G04)

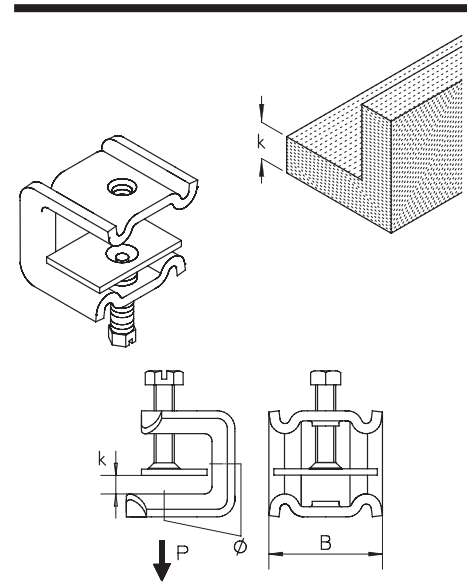


PUK STRUT

MKD beam clamp

For an application example, see the chapter assembly.

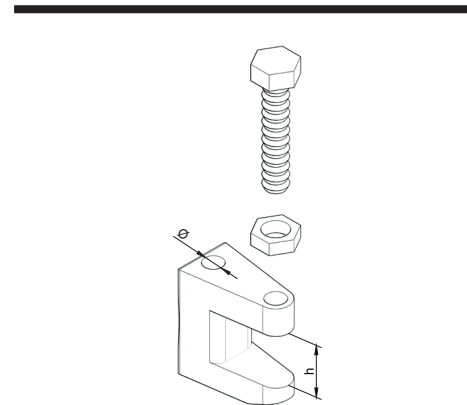
article number	B mm	Ø mm	K mm	P kN	M nM	G kg/100
F						
MKD 21	44	M8	6-21	1.50	4	19
MKD 21 M6	44	M6	6-21	1.50	4	18
MKD 21 M10	44	M10	6-21	1.50	4	17.3
MKD 40	44	M8	20-40	1.30	4	20.4
E						
MKD 21E	44	M8	6-21	1.50	4	19
MKD 21E M6	44	M6	6-21	1.50	4	18
MKD 21E M10	44	M10	6-21	1.50	4	17.3
MKD 40E	44	M8	20-40	1.30	4	19.3
E4						
MKD 21E4	44	M8	6-21	1.50	4	19
MKD 40E4	44	M8	20-40	1.30	4	19.3



TKN beam clamp

Mounting clamp made of steel.

article number	B mm	Ø mm	K mm	P kN	M nM	G kg/100
GV						
TKN 8-HDG	21	9	20,6	1.20	14	9
TKN 10-HDG	23	11	20,6	2.50	14	15
E4						
TKN 8-316	21,5	9	6-21	1.00	7-9	9
TKN 10-316	21,5	11	20-40	1.30	17-20	15
S						
TKN M8	21	M8	20,6	1.20	14	9
TKN M10	23	M10	20,6	2.50	14	15

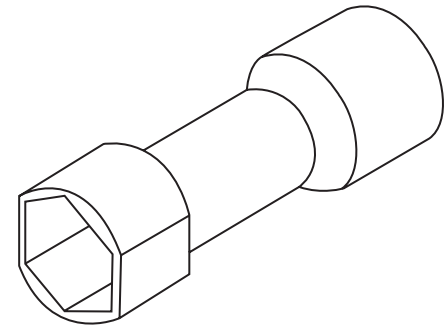


PUK STRUT

Accessories

PSS channel socket

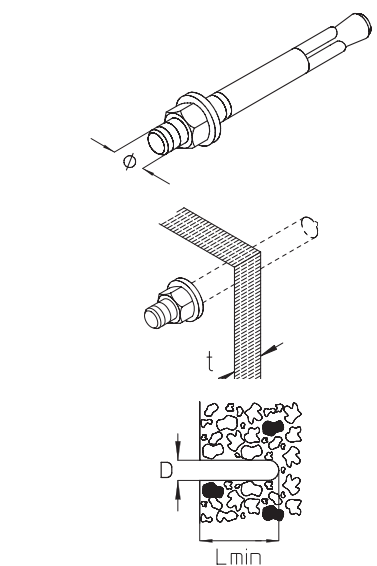
article number	G kg
GV	
PSS 21	0.08
PSS 41	0.11



SD expansion anchor

Manufacturer's information has to be observed strictly (ETA-05/0069). *Permissible load for a single anchor in cracked normal concrete (concrete tension zone) with a consistency of \geq C20/25
For an application example, see the chapter assembly.

article number	\varnothing mm	D mm	t mm	P_{zul} kN	L_{min} mm	G kg/100
GV						
SDK 10/10	10	10	0-10	4,3	55	5,88
SD 8/10	8	8	0 - 10	3,6	55	3,50
SD 8/30	8	8	0 - 30	3,6	55	4,40
SD 10/10	10	10	0 - 10	5,7	75	6,20
SD 10/30	10	10	0 - 30	5,7	75	7,80
SD 12/10	12	12	0 - 10	9,5	90	11,00
SD 16/25	16	16	0 - 25	13,4	110	26,30
E4						
SD 8/10E4	8	8	0 - 10	3,6	55	3,60
SD 10/10E4	10	10	0 - 10	5,7	75	6,20
SD 12/10E4	12	12	0 - 10	9,5	90	10,90



PUK STRUT

Accessories

SES hexagon head bolt, DIN 933

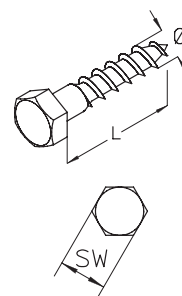
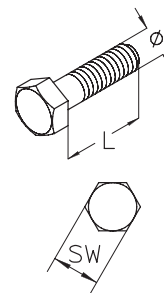
article number	Ø mm	L mm	SW mm	G kg/100
F				
SES 10x20F	10	20	17(16)	2,1
SES 10x25F	10	25	17(16)	2,4
SES 10x30F	10	30	17(16)	2,6
SES 10x55F	10	55	17(16)	3,9
SES 10x75F	10	75	17(16)	4,9
SES 10x90F	10	90	17(16)	5,6
SES 10x100F	10	100	17(16)	6,1
SES 12x20F	12	20	19(18)	3,1
SES 12x30F	12	30	19(18)	3,8
SES 12x40F	12	40	19(18)	4,5
SES 12x50F	12	50	19(18)	5,2
SES 12x70F	12	70	19(18)	6,6

E				
SES 6x16E	6	16	10	0,5
SES 8x16E	8	16	13	1,1
SES 6x20E	6	20	10	0,6
SES 8x20E	8	20	13	1,2
SES 8x25E	8	25	13	1,4
SES 8x30E	8	30	13	1,5
SES 10x20E	10	20	17	2,1
SES 10x30E	10	30	17	2,6
SES 10x75E	10	75	17(16)	4,9
SES 10x100E	10	100	17(16)	6,1

E4				
SES 8x20E4	8	20	13	1,2
SES 8x30E4	8	30	13	1,5
SES 10x20E4	10	20	17	2,1
SES 10x75E4	10	75	17(16)	4,9
SES 10x100E4	10	100	17(16)	6,1

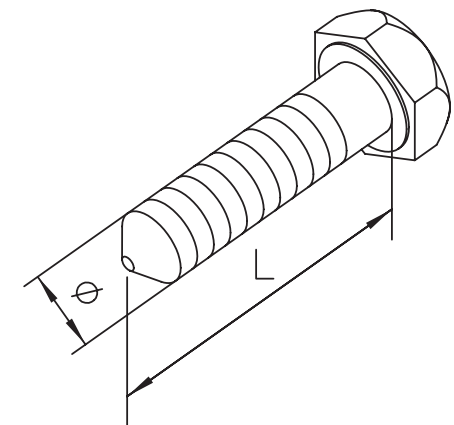
SEH hexagon wood screw

article number	Ø mm	L mm	SW mm	G kg/100
GV				
SEH 8x50	8	50	13	1,8
SEH 8x60	8	60	13	2,1
SEH 10x50	10	50	17	3,2
SEH 10x60	10	60	17	3,6
SEH 10x80	10	80	17	4,5



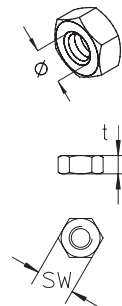
SESMS hexagon head bolt with tip

article number	L mm	Ø mm	SW mm	G kg/100
F				
SESMS 10X40-HDG	40	10	17(16)	3.10
E4				
SESMS 10X40-316	40	10	17(16)	3.30



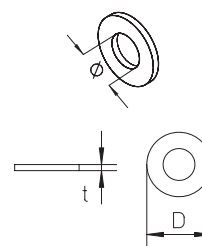
SEM hexagon-nut, DIN 934

article number	Ø mm	t mm	SW mm	G kg/100
GV				
SEM 6	6	5,0	10	0,3
SEM 8	8	6,5	13	0,5
SEM 10	10	8,0	17(15)	1,2
SEM 12	12	10,0	19(18)	1,7
F				
SEM 10F	10	8,0	17(15)	1,2
SEM 12F	12	10,0	19(18)	1,7
E				
SEM 6E	6	5,0	10	0,3
SEM 8E	8	6,5	13	0,5
SEM 10E	10	8,0	17(15)	1,2
SEM 12E	12	10,0	19(18)	1,7
E4				
SEM 6E4	6	5,0	10	0,3
SEM 8E4	8	6,5	13	0,5
SEM 10E4	10	8,0	17(15)	1,2



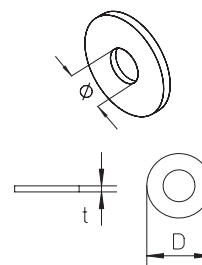
US 125 square washer, DIN 125

article number	Ø mm	D mm	t mm	G kg/100
GV				
US 6x12	6,4	12,5	1,6	0,1
US 8x17	8,4	17,0	2,0	0,2
US 10x21	10,5	21,0	2,0	0,4
US 13x24	13,0	24,0	2,5	0,6
US 17x30	17,0	30,0	3,0	1,1
F				
US 10x21F	10,5	21,0	2,0	0,4
US 13x24F	13,0	24,0	2,5	0,6
US 17x30F	17,0	30,0	3,0	1,1



US 9021 square washer, DIN 9021

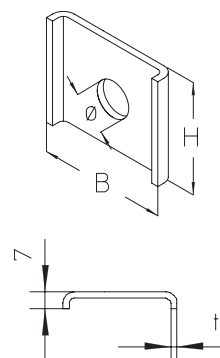
article number	Ø mm	D mm	t mm	G kg/100
GV				
US 6x18	6,4	18	1,6	0,3
US 8x25	8,4	25	2,0	0,7
US 10x30	10,5	30	2,5	1,2
US 13x40	13,0	40	3,0	2,7
F				
US 10x30F	10,5	30	2,5	1,2
US 13x40F	13,0	40	3,0	2,7
E				
US 6x18E	6,4	18	1,6	0,3
US 8x25E	8,4	25	2,0	0,7
US 10x30E	10,5	30	2,5	1,2
E4				
US 10x30E4	10,5	30	2,5	1,2



RUS 41 stabilization plate, KHA profiles

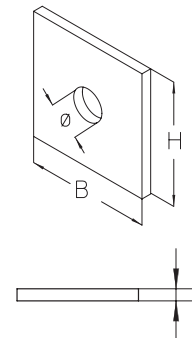
For an application example, see the chapter assembly.

article number	H mm	B mm	Ø mm	t mm	G kg/100
F					
RUS 41-L13F	40	46	13	2,5	4,00
E					
RUS 41-L13E	40	46	13	1,8	2,84



RUS 50 mounting plate, KHA profiles

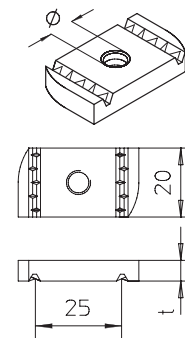
article number	H mm	B mm	Ø mm	t mm	G kg/100
F					
RUS 50-L11-HDG	50	50	11	4.00	8.10
RUS 50-L13-HDG	50	50	13	4	7,54
E					
RUS 50-L13E	50	50	13	4	7,54



AM22 channel nut, A41/ KHA 41/ KHAL 41

For an application example, see the chapter assembly.

article number	Ø mm	t mm	G kg/100
GV			
AM22 M6	6	6,0	2,6
AM22 M8	8	6,0	2,4
AM22 M10	10	8,0	3,3
AM22 M12	12	9,5	4,2
F			
AM22 M6F	6	6,0	2,8
AM22 M8F	8	6,0	2,6
AM22 M10F	10	8,0	3,5
AM22 M12F	12	9,0	4,2
E4			
AM22 M6E4	6	6,0	2,6
AM22 M8E4	8	6,0	2,4
AM22 M10E4	10	8,0	3,3
AM22 M12E4	12	9,5	4,2



AMF22 channel spring nut, A41

For an application example, see the chapter assembly.

article number	Ø mm	t mm	G kg/100
GV			
AMF22 M6	6	6,0	2,8
AMF22 M8	8	6,0	2,6
AMF22 M10	10	8,0	3,5
AMF22 M12	12	9,5	4,4
F			
AMF22 M6F	6	6,0	3,0
AMF22 M8F	8	6,0	2,8
AMF22 M10F	10	8,0	3,7
AMF22 M12F	12	9,5	4,7
E4			
AMF22 M6E4	6	6,00	2,7
AMF22 M8E4	8	6,00	2,9
AMF22 M10E4	10	8,00	3,5

