

Vertical ladder LGG 60, STU 50, STU 50-3E

Compact overview for wall mounting

LGG 60

Vertical ladder, L profile, welded, 3 m (also available in 6 m) in S, F, E,

Article	B
LGG 60-20-3	200
LGG 60-30-3	300
LGG 60-40-3	400
LGG 60-50-3	500
LGG 60-60-3	600

LH

Ladder bracket

Article	O
LH	F

BL 4

Bracket lug

Article	O
BL 4	GV, F, E

LGV 60

Cable ladder connector

Article	H	O
LGV 60	60	S, F, E

LGTR 60

Cable ladder separating strip

Article	H	O
LGTR 60	33	S, F, E

STD-A

Cover elevator

Article	B	O
STD-A 150	150	S, F, E
STD-A 180	180	S, F, E

RD

Cable tray cover

Article	B	O
RD	200 ²⁾	S, F, E

STU 50

Vertical ladder, isosceles U profile, riveted, 3 m (also available in 6 m) in S, F

Article	B
STU 50-02-3	200
STU 50-03-3	300
STU 50-04-3	400
STU 50-05-3	500
STU 50-06-3	600
STU 50-07-3	700
STU 50-08-3	800

LH

Ladder bracket

Article	O
LH	F

BL 4

Bracket lug

Article	O
BL 4	GV, F, E

LGV 50

Cable ladder connector

Article	H	O
LGV 50	50	S, F, E

STR 50/110

Vertical ladder separating strip

Article	H	O
STR 50	33	S, F, E
STR 110	50	S, F, E

STU 50-3E

Vertical ladder, isosceles U profile, screwed, 3 m in E

Article	B
STU 50-02-3E	200
STU 50-03-3E	300
STU 50-04-3E	400
STU 50-05-3E	500
STU 50-06-3E	500
STU 50-07-3E	700
STU 50-08-3E	800

STD-A

Cover elevator

Article	H	O
STD-A 150	150	S, F, E
STD-A 180	180	S, F, E

RD

Cable tray cover

Article	B	O
RD 20	200 ²⁾	S, F, E

STLS

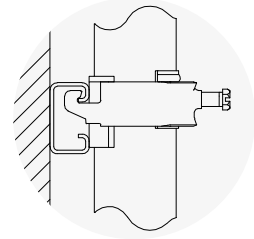
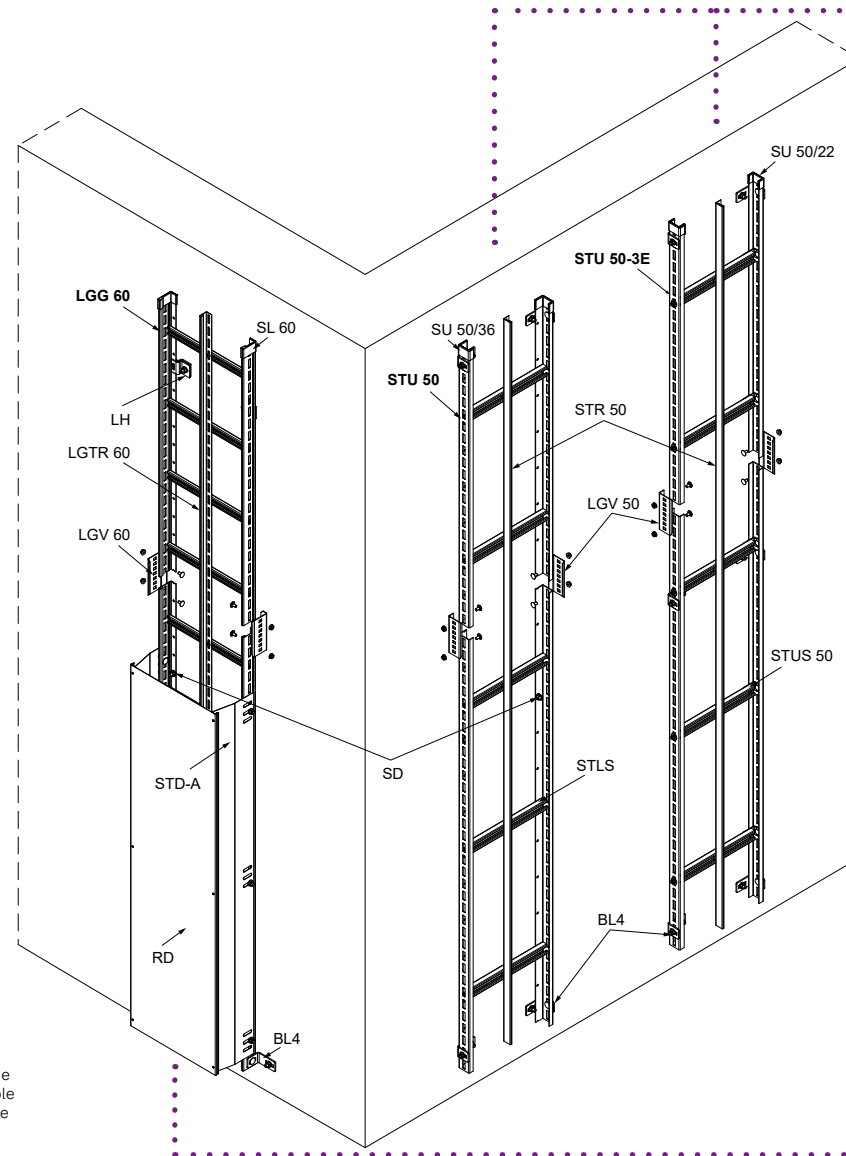
Rung for STU 50

Article	B	O
STLS 02	200 ¹⁾	S, F

STUS 50

Rung for STU 50-3E

Article	B	O
STUS 50-02	200 ¹⁾	E



Cable clamps AC

- for STU and ST vertical ladders
- for clamping ranges between 12 and 175 mm
- with counter trough GW, if required

Rung profile

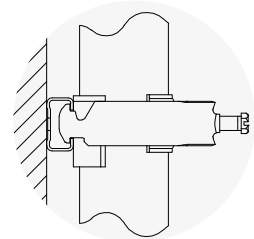
- Large C-rail
- 40 x 22 mm,
- 18 mm slot size

Cable clamps H

- for vertical ladder LGG 60
- for clamping ranges between 12 and 70 mm
- with counter trough GW, if required

Rung profile

- Small C-rail
- 30 x 15 mm,
- 16 mm slot size



Example order: Cover elevator set

Number	Type	B (cm)	H (cm)	O
2 x	STD-A	150	F	
1 x	RD	20	F	
6 x	BS		GV	

Surface coatings and materials

- S** Sendzimir hot-dip galvanised in accordance with DIN EN 10346
- F** Hot-dip galvanised in accordance with DIN EN ISO 1461
- GV** Zinc-plated, in accordance with DIN EN ISO 4042, 19598
- E** Stainless steel, material no. 1.4301 (V2A)
- E4** Stainless steel, material no. 1.4571/1.4404 (V4A)



¹⁾ Rungs are available in widths from 200 to 800 mm.

²⁾ Covers are available in widths from 200 to 600 mm.



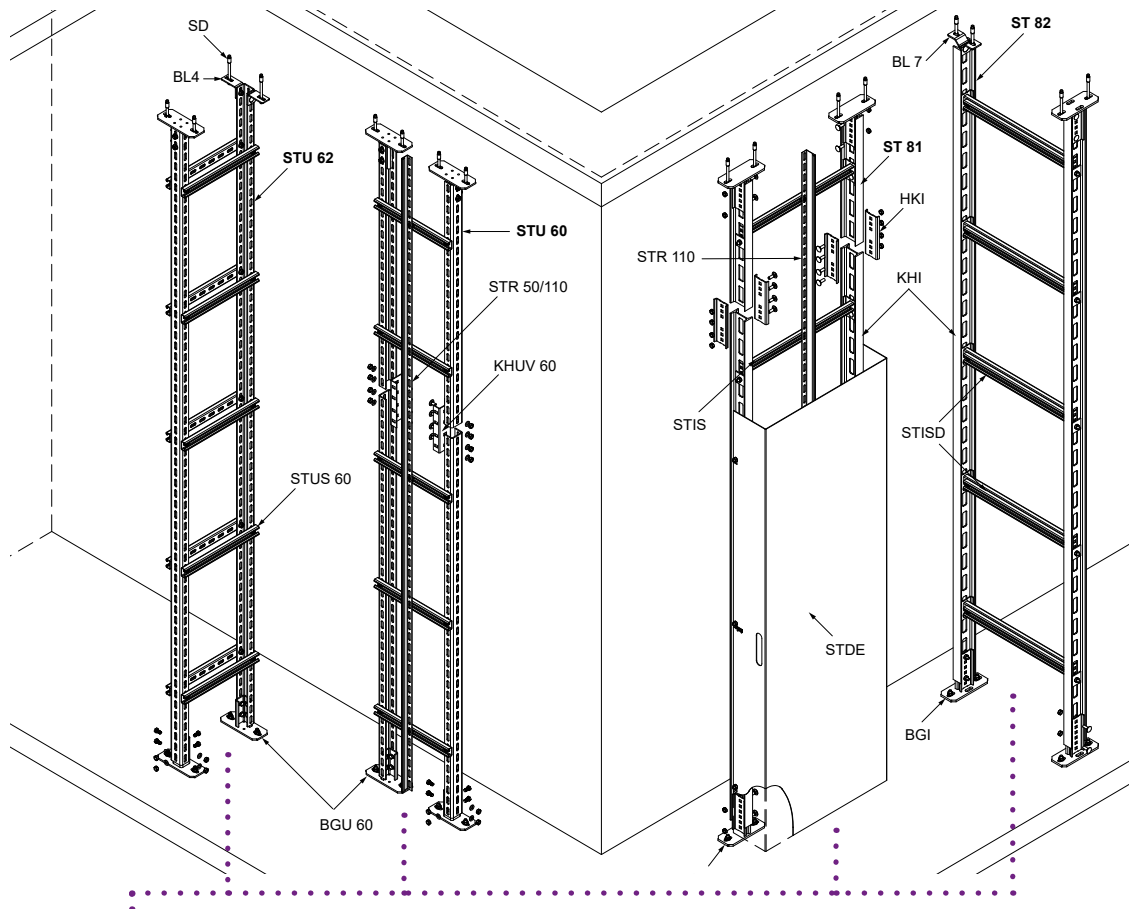
Please observe the proper spacing (LGG 60, STU 50 ≤ 1500 mm) of the AV cable trays, taking into account the load-bearing capacity of the rungs and the permissible load of the fastening elements used. The layout of the SV trays is to be in accordance with the abP (German building code test certificate) or the expert report.

Legend

L: Length in mm; B: Width in mm; H: Height in mm; O: Surface/materials

Vertical ladder STU 60, STU 62, ST 81, ST82

Compact overview for free-standing installation



Cable clamps AC

- for STU and ST vertical ladders
- for clamping ranges between 12 and 175 mm
- with counter trough GW, if required

Rung profile

Large C-rail
40 x 22 mm,
18 mm slot size



¹⁾ Rungs and collision protection are available in widths from 200 to 1200 mm.

²⁾ Covers are available in widths from 200 to 600 mm.



Please observe the proper spacing (STU 60, STU 62 ≤ 4500 mm and STU 81, STU 82 ≤ 6000 mm) of the AV cable trays, taking into account the load-bearing capacity of the rungs and the permissible load of the fastening elements used. The layout of the SV trays is to be in accordance with the abP (German building code test certificate) or the expert report.

STU 60

Vertical ladder, isosceles U profile, screwed, 6 m (also available in 3 m) in F, E

Article	B
STU 60-02	200
STU 60-03	300
STU 60-04	400
STU 60-05	500
STU 60-06	600
STU 60-07	700
STU 60-08	800
STU 60-09	900
STU 60-10	1000
STU 60-11	1100
STU 60-12	1200

STU 62

Vertical ladder, isosceles U profile, screwed on both sides, 6 m (also avail. in 3 m) in F

Article	B
STU 62-02	200
STU 62-03	300
STU 62-04	400
STU 62-05	500
STU 62-06	600
STU 62-07	700
STU 62-08	800
STU 62-09	900
STU 62-10	1000
STU 62-11	1100
STU 62-12	1200

ST 81

Vertical ladder, I profile, screwed, 6 m (also available in 3 m) in F

Article	B
ST 81-02	200
ST 81-03	300
ST 81-04	400
ST 81-05	500
ST 81-06	810
ST 81-07	700
ST 81-08	800
ST 81-09	900
ST 81-10	1000
ST 81-11	1100
ST 81-12	1200

ST 82

Vertical ladder, I profile, screwed on both sides, 6 m (also available in 3 m) in F

Article	B
ST 82-02	200
ST 82-03	300
ST 82-04	400
ST 82-05	500
ST 82-06	600
ST 82-07	700
ST 82-08	800
ST 82-09	900
ST 82-10	1000
ST 82-11	1100
ST 82-12	1200

BL 4

Bracket lug

Article	O
BL 4	GV, F, E

STD-A

Cover elevator

Article	H	O
STD-A 150	150	S, F, E
STD-A 180	180	S, F, E

BGU 60

Bolted head plate, KHU 60

Article	L	O
BGU 60	200	GV, F, E, E4

RD

Vertical ladder cover

Article	B	O
RD 20	200 ²⁾	S, F, E

KHUV 60

Connector, KHU 60

Article	H	O
KHUV 60	51	GV, F, E, E4

STUS 60

Rung for ST 62

Article	B	O
STUS 60-02	200 ¹⁾	F, E

STR 50/110

Vertical ladder separating strip

Article	H	O
STR 50	33	S, F, E
STR 110	50	S, F, E



Example order:
Vertical ladder separating strip

Type	H (cm)	O
STR 50	33	S

BL 7

Bracket lug

Article	O
BL 7	GV, F

STR 50/110

Vertical ladder separating strip

Article	H	O
STR 50	33	S, F, E
STR 110	50	S, F, E

BGI

Bolted head plate, KHI

Article	L	L
BGI	200	F

STDE

Vertical ladder collision protection

Article	L	B
STDE	200	S, F

BGIQ

Bolted head plate turned 90°, KHI

Article	L	O
BGIQ	200	F

STIS

Rung for ST 81

Article	B	O
STIS 02	200 ¹⁾	F

HKI

Connector, KHI

Article	H	O
HKI	68	F

STISD

Rung for ST 82

Article	B	O
STISD 02	200 ¹⁾	F