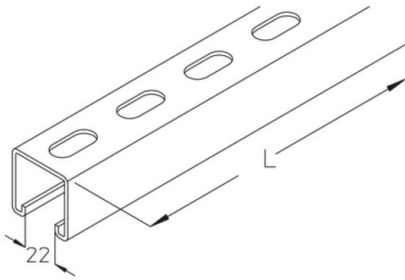


KHAL 41

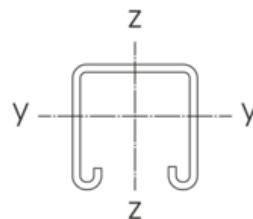
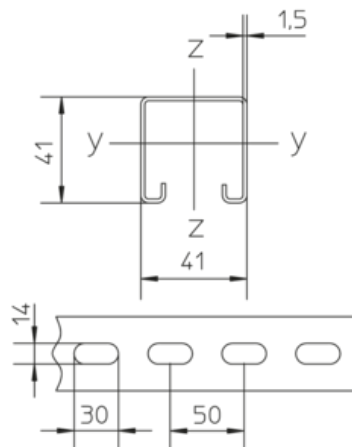
montageprofiel 41x41 mm, geperforeerd

montageprofiel 41x41x1,50 mm, geperforeerd 14x30, sleufmaat 22 mm



H: hoogte
B: breedte
L: lengte
t: materiaaldikte
G: gewicht

DETAILS / TOEPASSINGEN



$$W_y = 2.01 \text{ cm}^3$$

$$W_z = 2.91 \text{ cm}^3$$

$$I_y = 4.19 \text{ cm}^4$$

$$I_z = 5.96 \text{ cm}^4$$

OPTIONELE TOEBEHOREN

AM22, SA 2, SAI 41, AMF22

